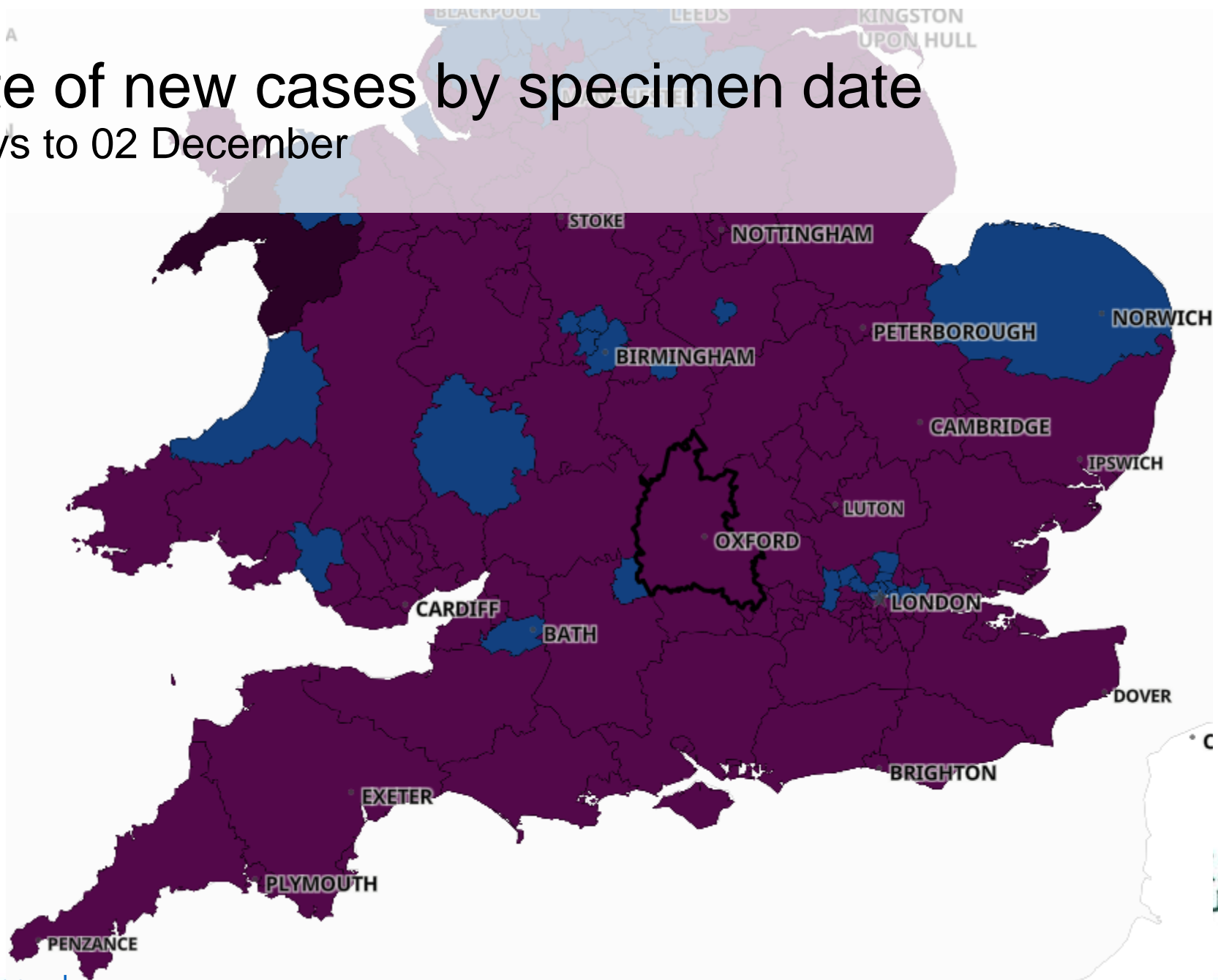
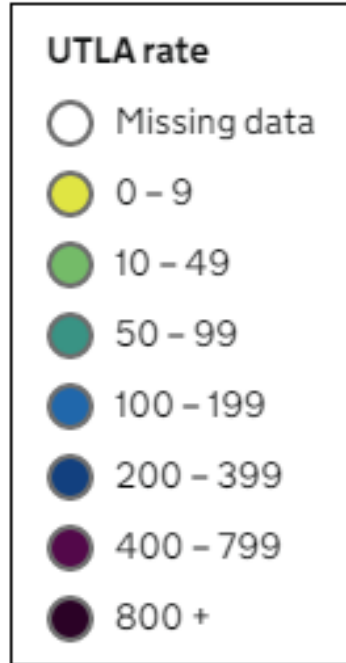




Rate of new cases by specimen date

7 days to 02 December

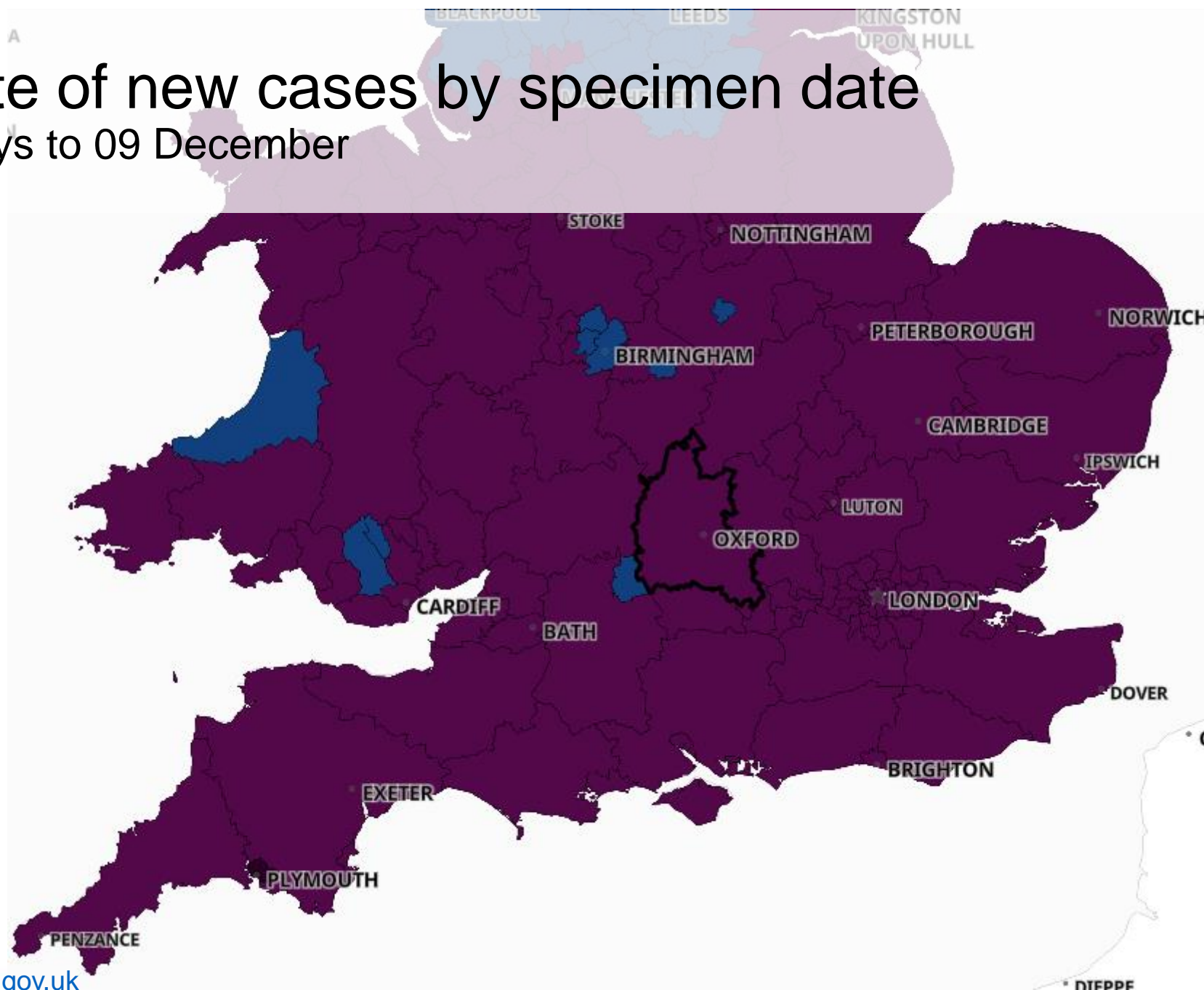
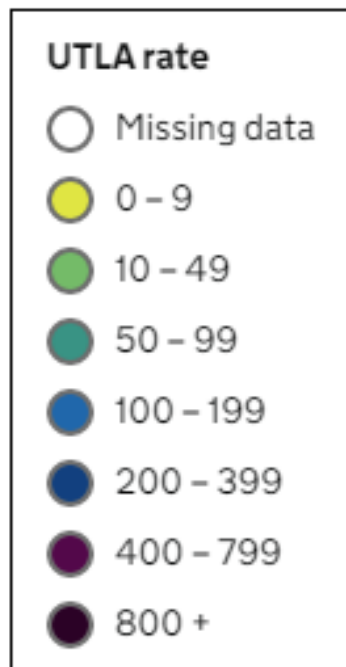


FORDSHIRE
INTY COUNCIL



Rate of new cases by specimen date

7 days to 09 December

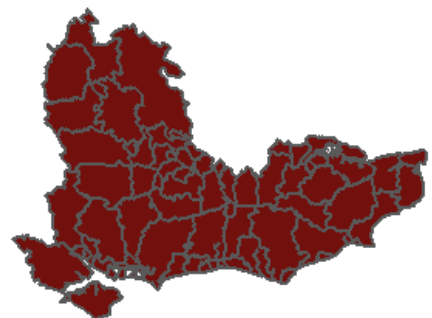




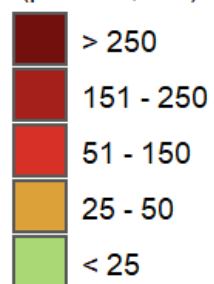
Regional SAR South East

Reporting on 02-08 December

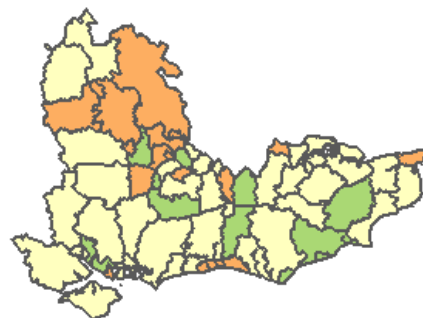
Case rate



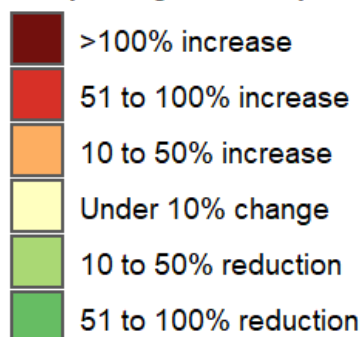
Weekly case rate
(per 100,000)



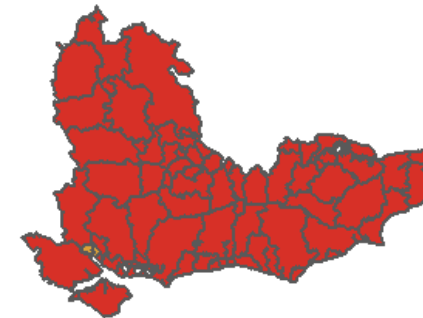
Case rate change



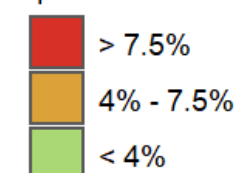
7-day change in weekly case rate



Positivity

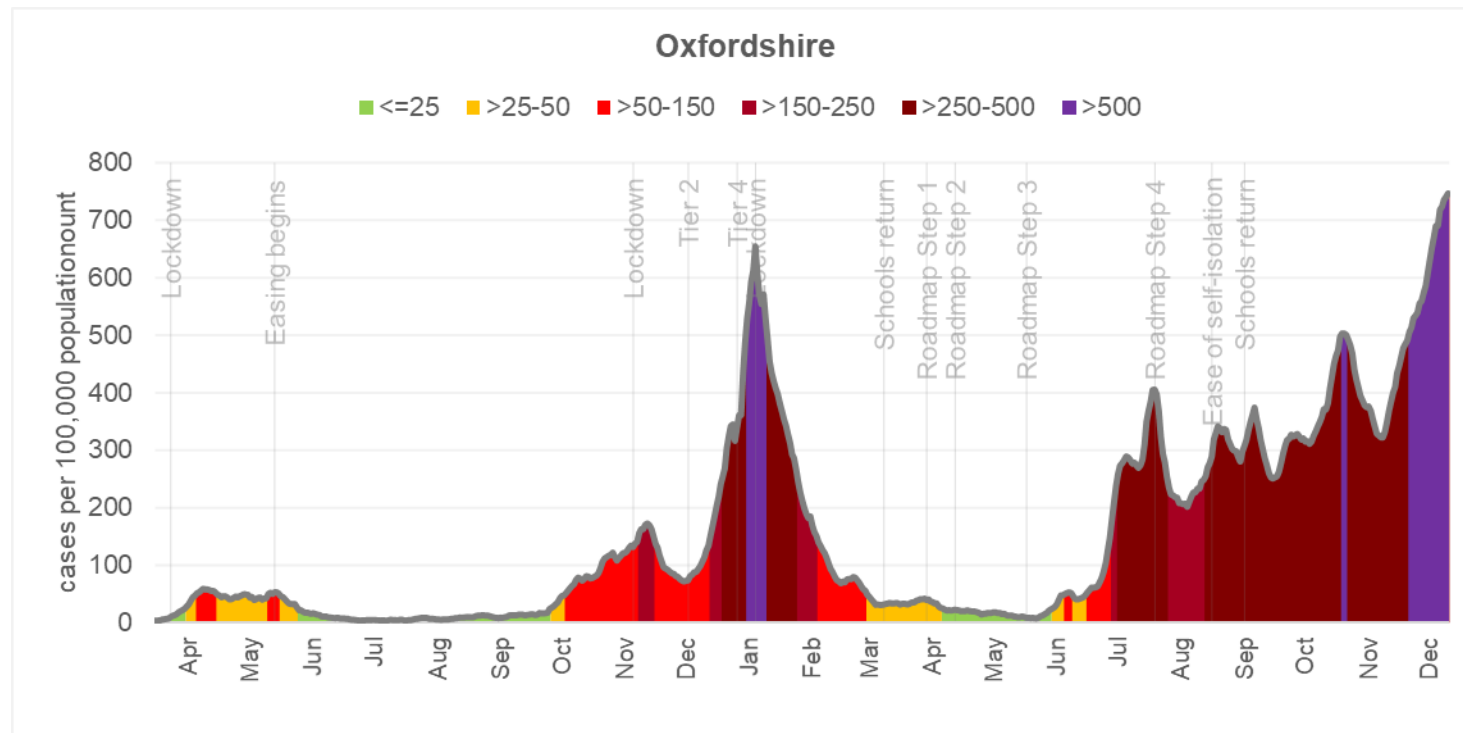


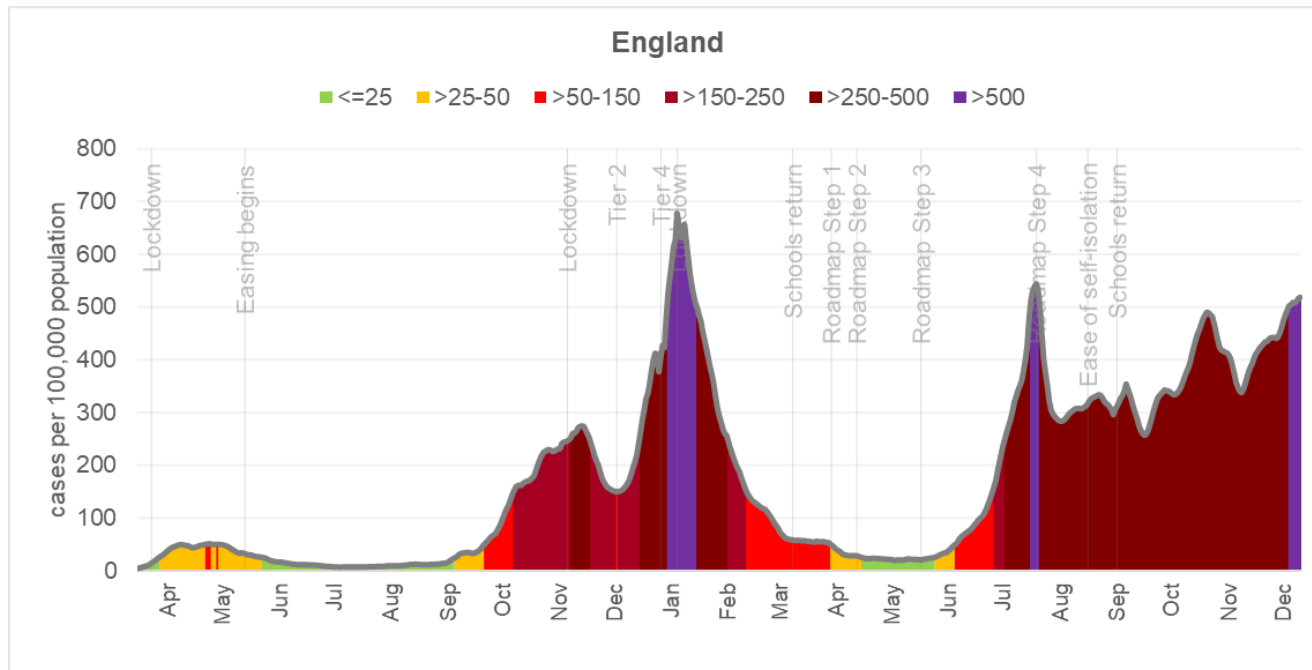
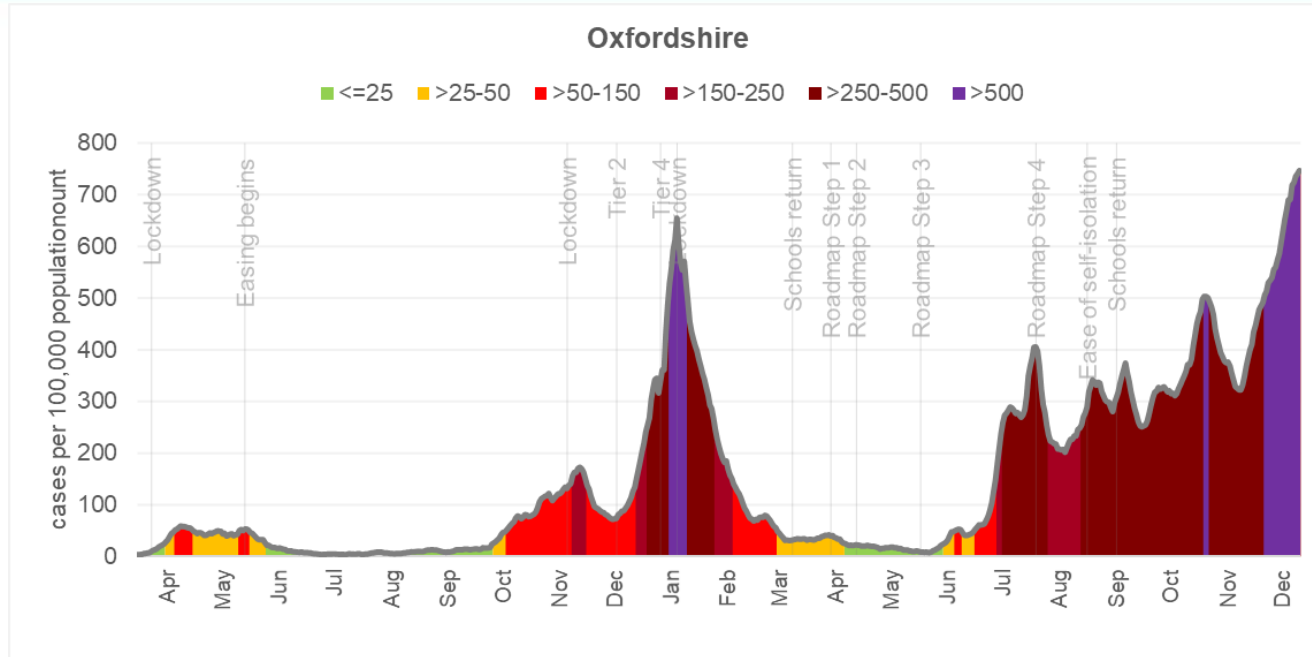
Weekly percentage
positive





Cases: rate per 100,000 population







COVID-19 Cases in Oxfordshire

In the 7 days up to 10 December there has been a total of 5,252 confirmed COVID-19 cases in Oxfordshire.

This is equivalent to a weekly rate of new cases of 753.6 per 100,000 residents.

Area name	Cases in 7 days up to 03/12	Rate per 100,000 population	Cases in 7 days up to 10/12	Rate per 100,000 population
Cherwell	1144	753.4	1192	785.0
Oxford	736	485.5	967	637.9
South Oxfordshire	1098	763.7	1240	862.4
Vale of White Horse	943	683.8	1127	817.2
West Oxfordshire	748	669.3	726	649.6
Oxfordshire	4669	670.0	5252	753.6



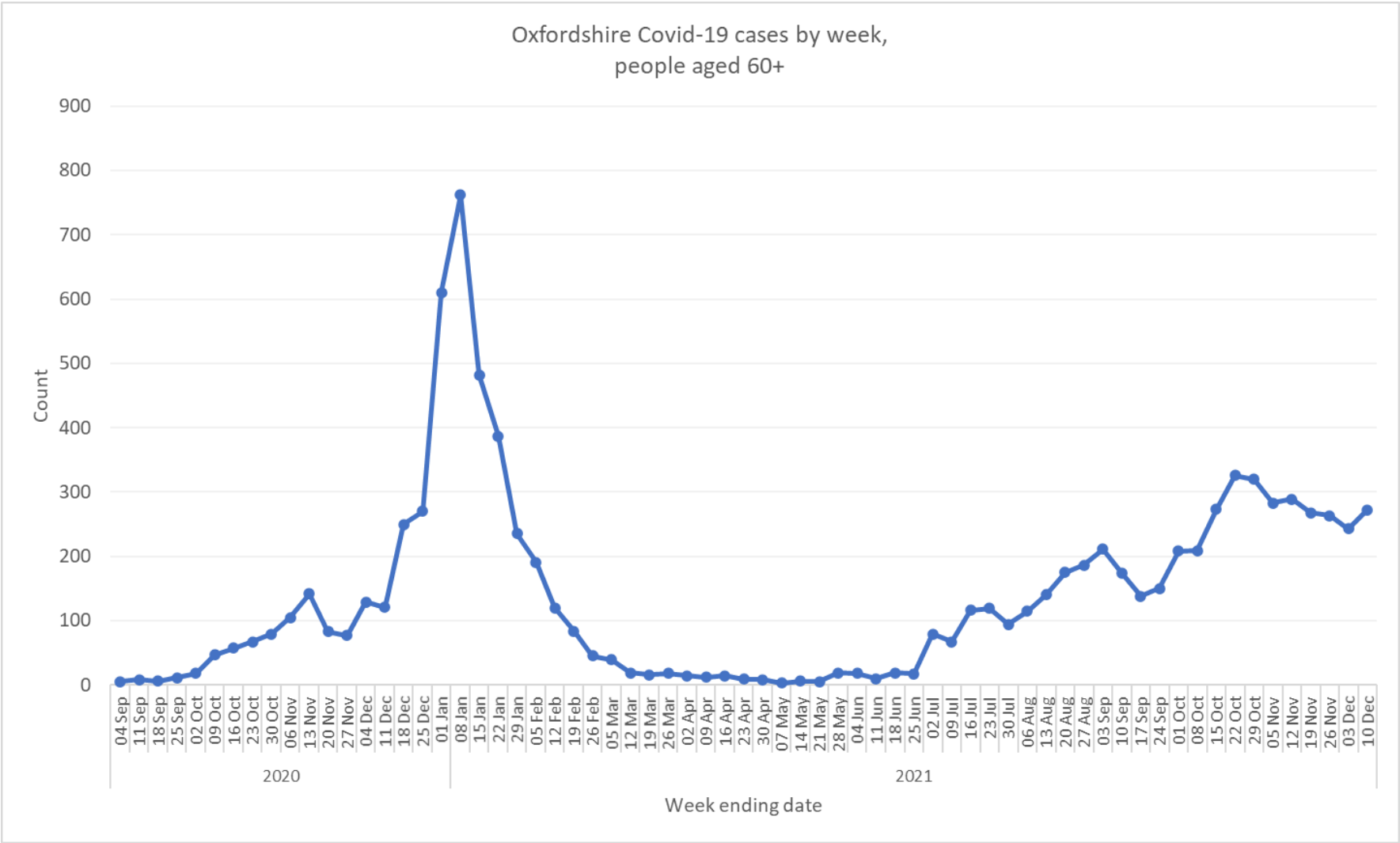


Cases in over 60s

Area name	Cases in 7 days up to 03/12	Rate per 100,000 population	Cases in 7 days up to 10/12	Rate per 100,000 population
Cherwell	61	165.4	77	208.8
Oxford	40	157.9	47	185.6
South Oxfordshire	57	146.0	58	148.6
Vale of White Horse	49	136.6	47	131.0
West Oxfordshire	36	114.2	43	136.4
Oxfordshire	243	144.1	272	161.3



Cases in over 60s by week



Source: PHE Power BI Covid-19 Situational Awareness Tool

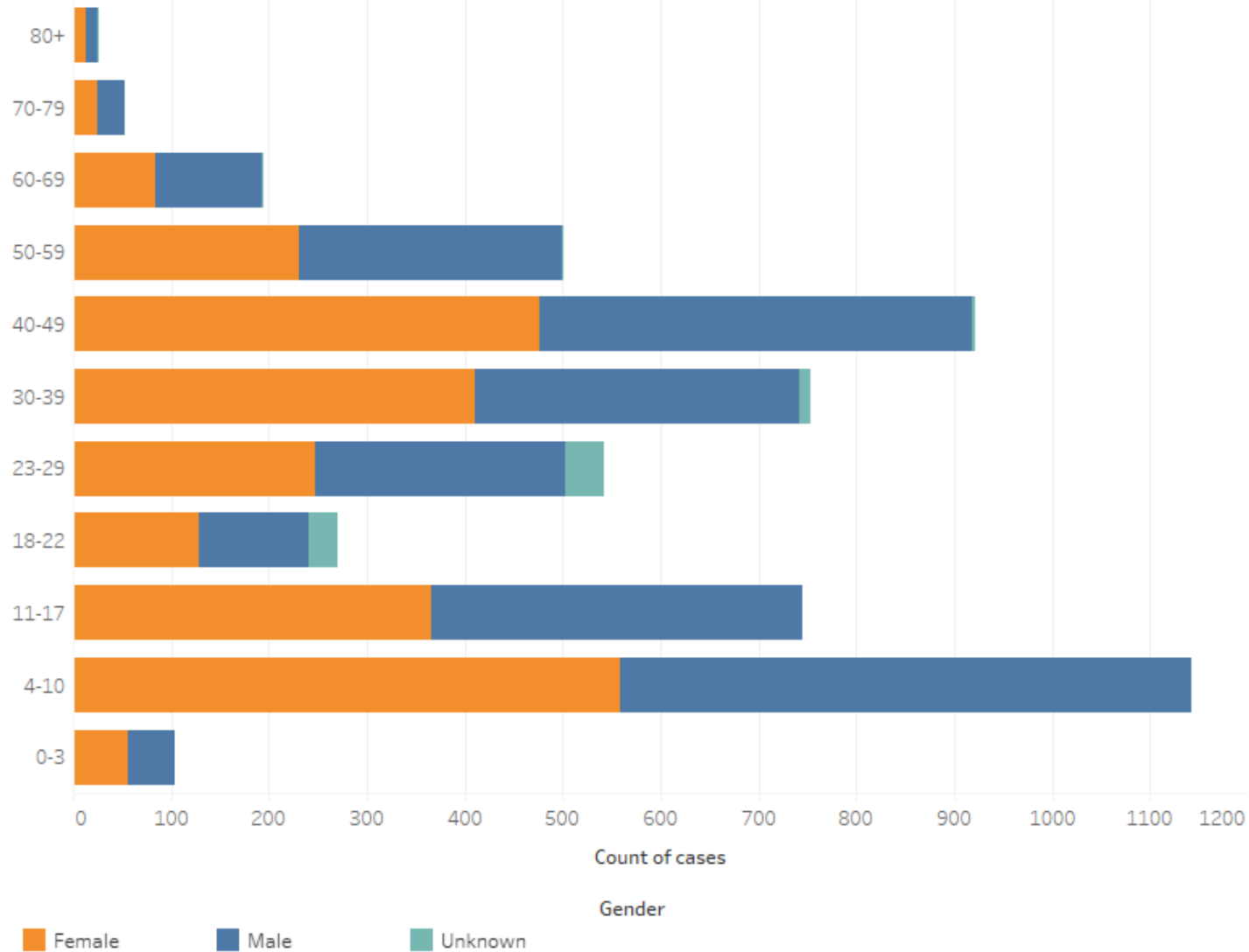


Age and gender breakdown:

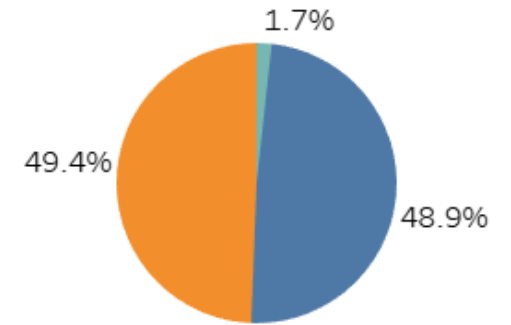
Week up to 10/12/2021

District: All

Pyram..



Broad Age Bands	Count	%
0-11	1,446	27.5%
12-17	545	10.4%
18-29	813	15.5%
30-59	2,176	41.4%
60+	272	5.2%





Heatmap, Oxfordshire

Cases: weekly rates per 100,000 population, 5 year age bands

District: (All)

Age group	Week ending:																																				Age group																	
	2020				2021																																																	
	11 Dec	18 Dec	25 Dec	01 Jan	08 Jan	15 Jan	22 Jan	29 Jan	05 Feb	12 Feb	19 Feb	26 Feb	05 Mar	12 Mar	19 Mar	26 Mar	02 Apr	09 Apr	16 Apr	23 Apr	30 Apr	07 May	14 May	21 May	28 May	04 Jun	11 Jun	18 Jun	25 Jun	02 Jul	09 Jul	16 Jul	23 Jul	30 Jul	06 Aug	13 Aug		20 Aug	27 Aug	03 Sep	10 Sep	17 Sep	24 Sep	01 Oct	08 Oct	15 Oct	22 Oct	29 Oct	05 Nov	12 Nov	19 Nov	26 Nov	03 Dec	10 Dec
0-4	51	115	130	224	150	199	148	120	79	59	56	48	10	28	28	25	36	10	5	0	8	18	5	5	3	28	13	20	28	71	66	82	127	71	82	74	122	110	125	196	122	138	105	130	158	163	122	117	217	311	354	324	360	0-4
5-9	63	77	95	151	158	104	104	90	39	46	16	30	9	16	39	39	12	7	5	9	2	5	5	0	12	35	14	30	51	123	165	241	227	128	123	199	179	241	315	422	568	658	547	531	679	795	719	577	721	1148	1347	1699	1978	5-9
10-14	125	166	201	272	301	142	144	95	85	24	31	19	24	40	43	106	57	17	24	31	26	26	17	12	33	45	57	99	102	277	461	518	464	251	215	232	424	402	596	729	921	1657	1560	1666	2075	2258	1126	719	902	1519	1801	2087	1818	10-14
15-19	138	258	383	543	577	324	251	170	133	76	93	76	52	54	54	71	61	54	34	54	34	32	17	12	42	96	103	140	339	722	877	968	717	786	555	582	1486	735	1211	715	563	543	531	742	892	892	435	364	376	511	622	762	764	15-19
20-24	185	364	432	792	768	605	378	241	123	74	96	66	40	48	22	30	50	28	38	30	16	20	6	10	32	113	96	215	521	1494	848	880	549	509	525	517	625	509	372	296	117	135	103	111	117	151	121	137	255	235	225	346	659	20-24
25-29	152	432	549	975	904	644	463	287	203	110	108	73	51	40	33	33	35	33	18	20	22	20	24	20	35	132	86	143	176	457	545	706	490	342	417	578	523	421	320	258	172	117	97	137	196	221	218	260	329	331	355	496	889	25-29
30-34	193	377	572	978	876	633	449	282	188	138	128	116	56	48	58	72	58	56	34	27	31	22	12	14	34	75	48	94	65	251	326	618	476	295	374	439	352	406	299	311	222	237	159	246	302	331	331	343	396	447	534	584	864	30-34
35-39	225	325	429	727	734	505	398	231	198	125	147	125	27	49	53	96	36	27	40	24	42	29	9	16	36	60	49	38	53	147	214	425	356	220	218	238	267	305	318	271	211	193	229	236	351	367	389	385	418	540	587	756	879	35-39
40-44	172	304	466	748	694	539	409	256	186	101	104	99	45	54	52	54	47	38	26	24	21	12	16	19	21	40	42	59	71	144	231	336	322	228	224	282	254	294	405	367	287	428	376	412	584	591	678	527	567	758	842	1146	1167	40-44
45-49	169	318	421	697	659	414	327	263	162	89	87	42	42	40	40	38	56	20	29	16	13	4	9	7	16	45	42	38	58	136	185	300	305	149	165	183	305	296	338	358	256	354	423	423	610	617	572	499	445	503	637	872	948	45-49
50-54	153	266	396	701	701	563	350	218	140	67	63	71	33	44	33	25	23	19	21	19	17	15	19	2	10	25	42	19	50	113	151	272	195	163	167	205	234	316	308	297	199	276	308	335	396	473	431	350	471	437	565	630	632	50-54
55-59	84	208	283	532	687	448	303	190	136	82	82	54	28	24	28	28	30	17	11	15	24	13	9	4	15	24	22	19	45	76	158	192	162	93	134	160	223	270	259	221	151	199	153	186	275	316	303	307	357	409	435	460	430	55-59
60-64	91	198	211	468	562	380	255	151	130	83	70	42	21	21	18	10	18	13	8	10	5	3	3	5	18	18	0	18	16	60	65	125	120	86	109	125	156	179	187	172	117	104	127	161	198	252	247	237	341	315	354	341	361	60-64
65-69	69	136	154	383	389	241	205	154	103	63	48	27	12	18	18	9	18	9	12	9	9	0	3	3	6	9	9	6	18	45	36	72	81	63	69	121	118	124	169	100	90	118	115	145	193	208	284	244	217	214	202	172	169	65-69
70-74	26	79	58	257	283	199	114	108	82	53	50	18	23	3	3	12	3	3	9	6	3	3	0	6	9	3	12	9	38	18	67	70	38	73	67	117	102	99	76	61	82	108	108	175	184	204	172	128	128	79	67	76	70-74	
75-79	66	105	113	273	285	172	176	94	86	55	23	8	16	4	4	8	0	4	12	0	0	0	4	4	0	12	16	20	0	39	35	55	27	35	35	55	43	74	86	98	94	70	137	90	152	168	105	113	82	55	35	74	101	75-79
80-84	59	167	183	302	459	297	221	92	86	49	22	22	11	0	0	11	0	5	0	0	11	0	0	5	16	5	5	0	32	32	22	43	65	43	49	54	86	92	86	54	70	129	103	81	129	81	59	54	43	49	38	54	80-84	
85+	140	236	295	478	870	478	516	258	220	140	75	43	70	16	5	16	0	5	5	0	0	5	11	0	27	5	5	0	11	64	48	16	38	32	43	32	81	32	54	43	43	64	134	107	102	161	102	64	59	54	81	32	81	85+



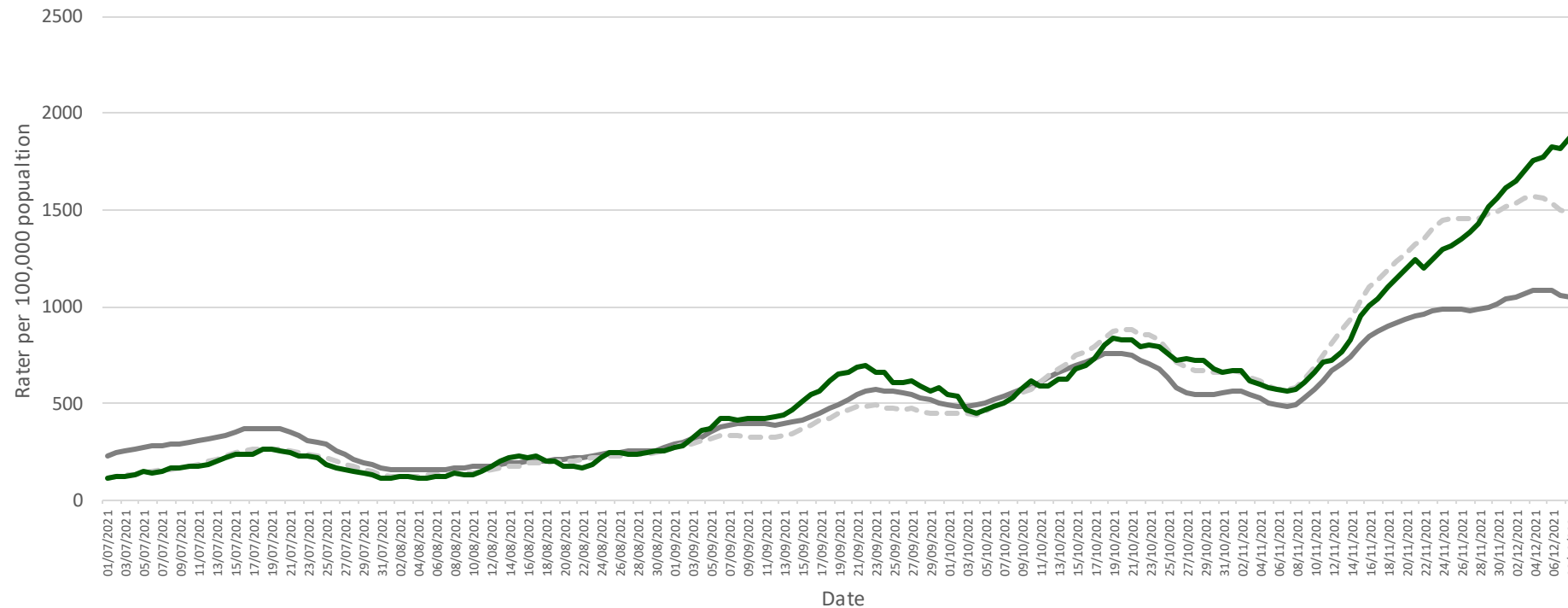
OFFICIAL SENSITIVE



New cases by specimen date, rolling rate per 100,000 population

Age group: 5 - 9 years

— England - - - South East — Oxfordshire



Most recent data: 09 Dec
Oxfordshire: 1919.6
South East: 1472.9
England: 1049.9

Source: coronavirus.data.gov.uk

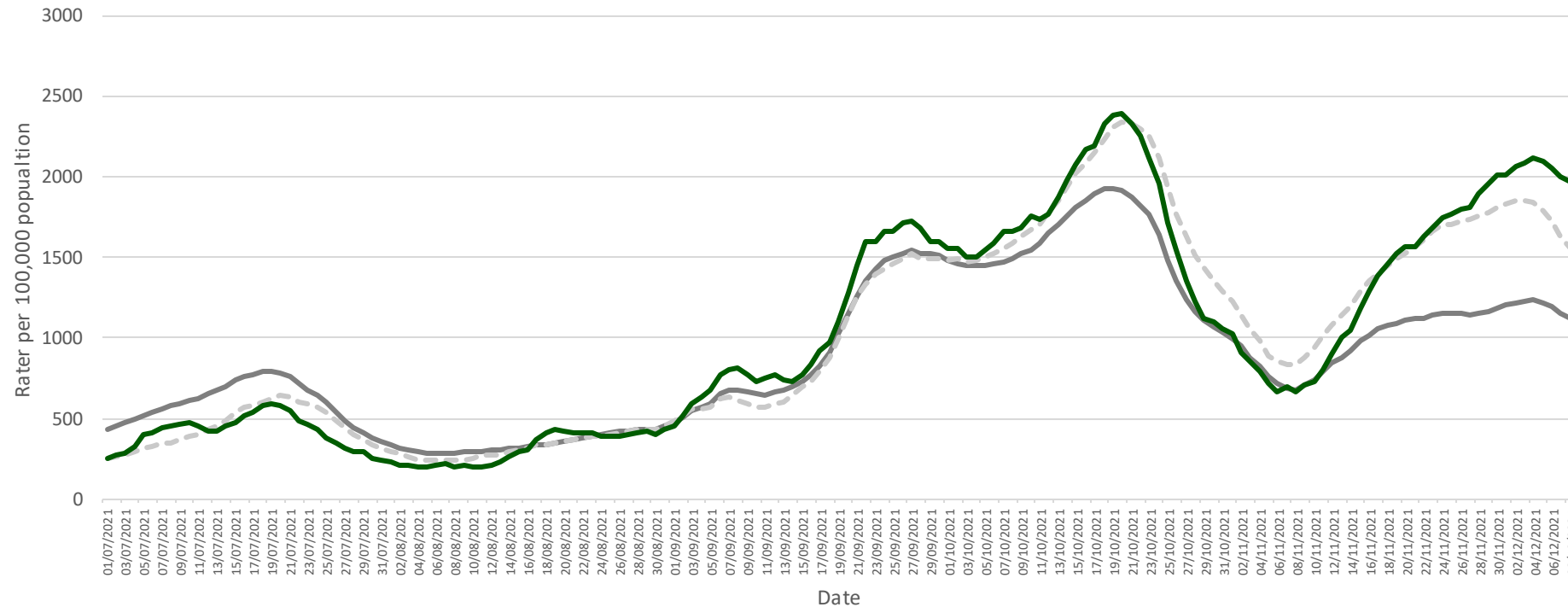




New cases by specimen date, rolling rate per 100,000 population

Age group: 10 - 14 years

— England - - - South East — Oxfordshire



Most recent data: 09 Dec
Oxfordshire: 1879.1
South East: 1508.5
England: 1102.3

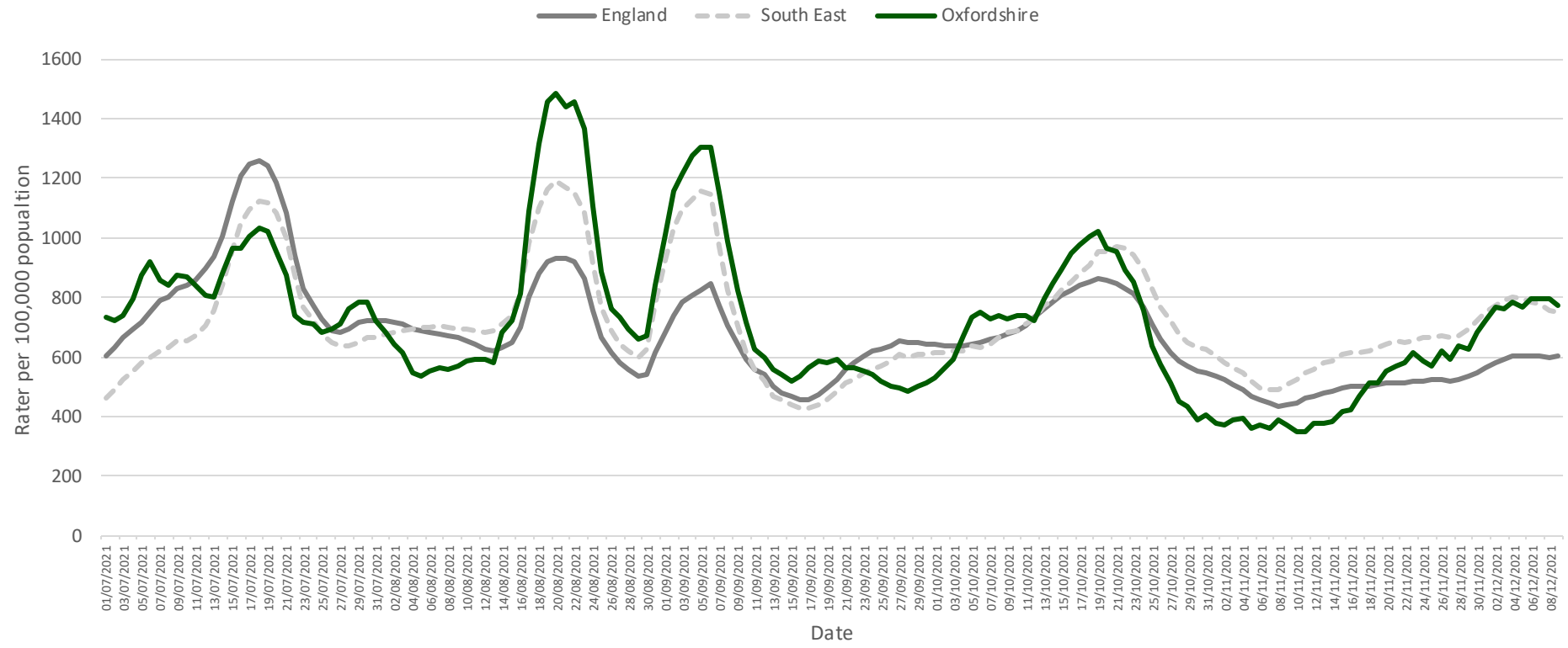
Source: coronavirus.data.gov.uk





New cases by specimen date, rolling rate per 100,000 population

Age group: 15 - 19 years



Most recent data: 09 Dec
Oxfordshire: 771.5
South East: 749.6
England: 604

Source: coronavirus.data.gov.uk





NHS Pillar 2 Tests

7 days to 10 December

PCR = 38,477

Previous week = 31,482

7-Day Moving Avg Trend of Total Tests



Lateral Flow = 91,161

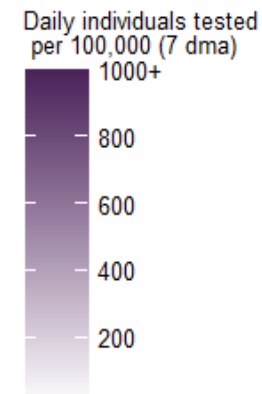
Previous week = 80,748

7-Day Moving Avg Trend of Total Tests





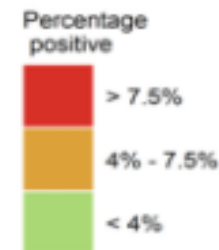
Heatmap of testing rate by Local Authority



Area name	04 Dec 21	05 Dec 21	06 Dec 21	07 Dec 21	08 Dec 21
Cherwell	935	937	956	943	921
Oxford	900	917	937	942	932
South Oxfordshire	909	913	909	908	902
Vale of White Horse	910	921	943	962	952
West Oxfordshire	888	893	898	886	880



Heatmap of weekly positivity by Local Authority



Area name	04 Dec 21	05 Dec 21	06 Dec 21	07 Dec 21	08 Dec 21
Cherwell	11.9	11.8	11.7	11.8	12.2
Oxford	8.1	8.0	8.3	8.6	9.3
South Oxfordshire	12.6	12.7	13.3	13.3	14.0
Vale of White Horse	11.6	11.8	12.1	11.9	12.0
West Oxfordshire	11.0	10.5	10.6	10.8	10.6

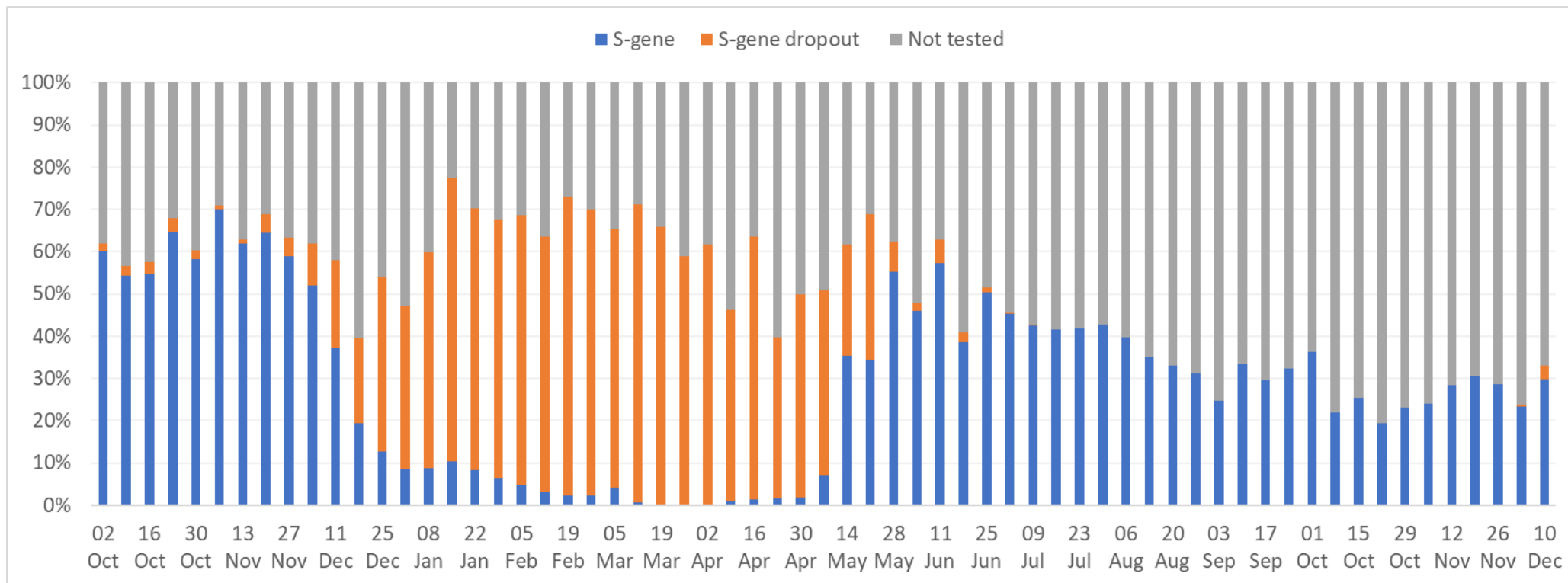


Omicron summary

Background	The B.1.1.529 variant includes a large number of spike protein mutations as well as mutations in other parts of the viral genome. These are potentially biologically significant mutations which may change the behaviour of the virus with regards to vaccines, treatments and transmissibility.
Key features of a VOC	<ul style="list-style-type: none">• Transmissibility- provisional data suggest 2-3x more transmissible than Delta. Doubling time of Omicron approx. 2 days• Efficacy of vaccine- provisional data shows mRNA booster has 70-75% efficacy against symptomatic infection• Severity of illness data not yet available
Control measures	<ul style="list-style-type: none">• Accelerated and expanded vaccination booster programme.• Targeted testing in some settings with cases.• Contacts isolate regardless of age/ vaccine status• Face coverings in shops/ on public transport, strongly encouraged in secondary schools.• Countries added to red list.• Pre and post travel testing on UK arrivals
National cases	As of 14 th Dec UKSHA has confirmed 5,346 cases in UK

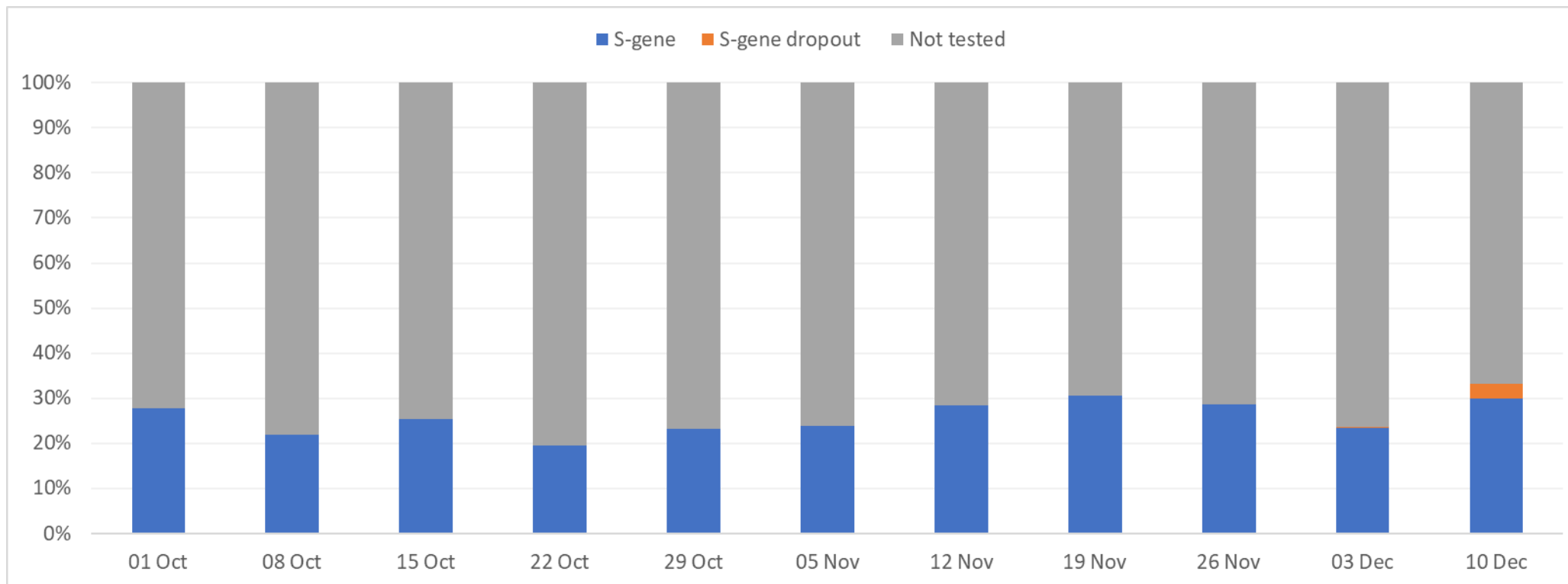


SGTF over time



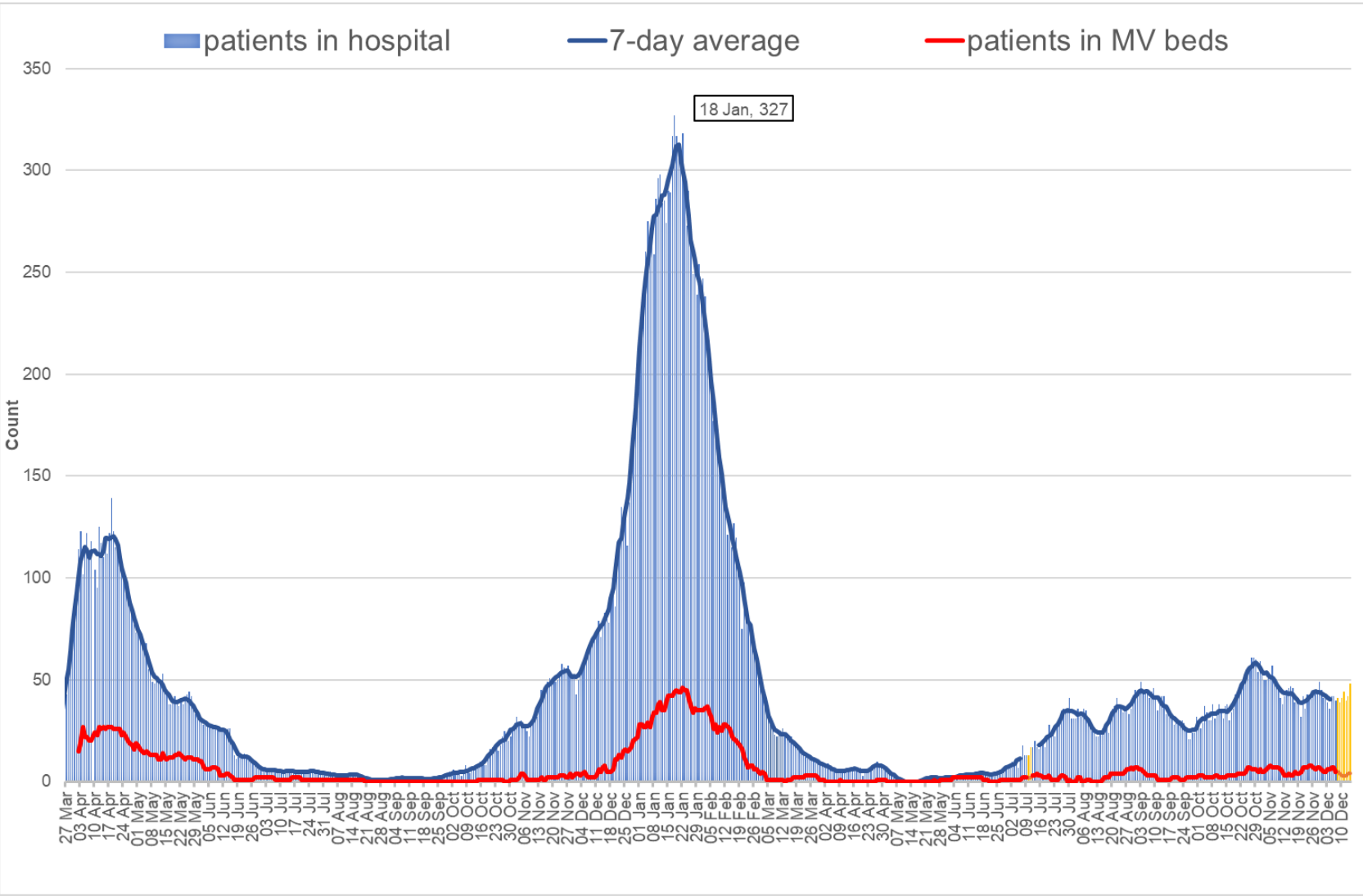


SGTF over time





Patients at Oxford University Hospitals NHS FT testing positive



Latest data: 14 Dec
Total patients: 48
Patients in MV beds: 3

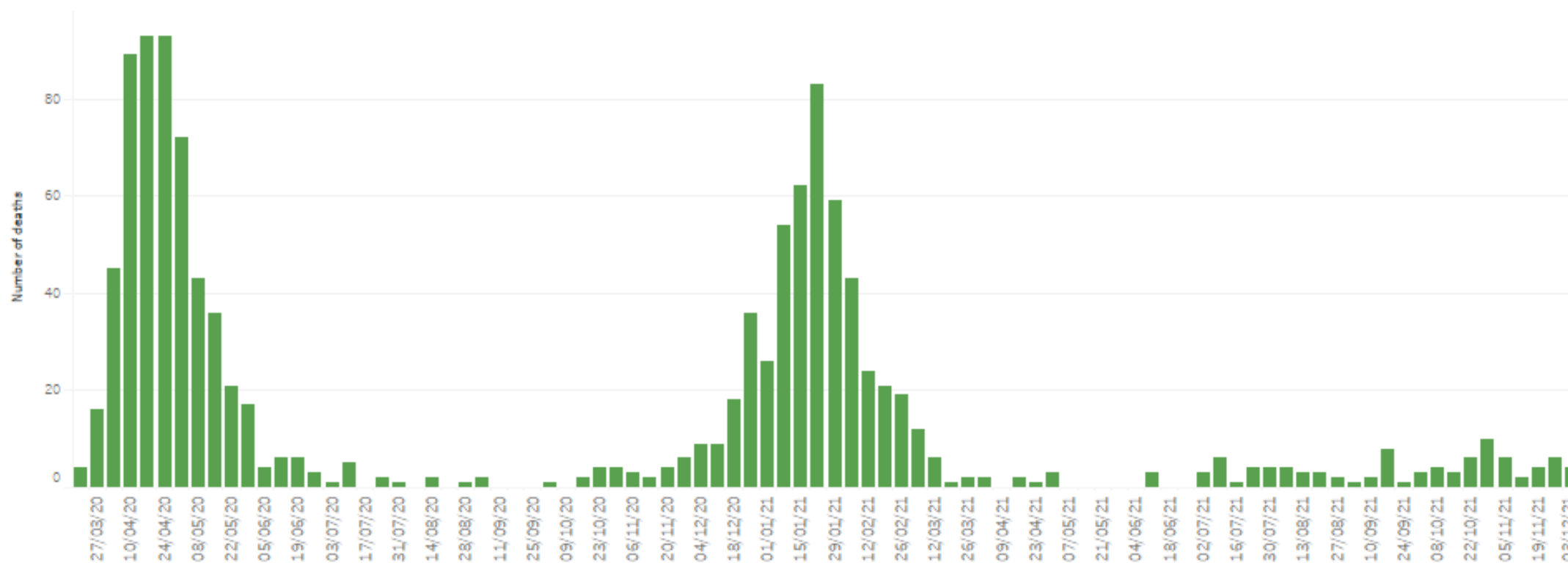
Source: Covid-19 Gov.UK ; local sitrep data



Covid deaths per week

Covid deaths by week

Occurred up to 03/12/2021 but registered up to 10/12/2021



OFFICIAL SENSITIVE

Accelerating the Vaccination Programme

16 December 2021

Oxfordshire Update

Accelerating Boosters

- Offer every eligible adult over the age of 18 a booster vaccination by 31 December 2021
- JCVI - those at greatest risk must be prioritised, including those residing and working in care homes, health and care staff, those who are housebound, and those severely immunosuppressed
- Continuation of the 'evergreen' offer for first and second doses
- Preparation for (and then delivery of) second doses to well 12 – 15 year olds

Resilience of plans and workforce

Booking approaches

- National Booking service now open

Oxfordshire Demand and Capacity

Oxfordshire Population to Vaccinate by 31 December 223,000

- 13,000 vaccines administered in last 2 days
- 210,000 vaccines to deliver in the remaining 17 days

Plan to deliver

- Some numbers still to be confirmed – in excess of 210,000 anticipated 16 Dec

Delivery model	Number of Vaccinations
Kassam Mass Vaccination Centre	90,000
Community Pharmacy sites	20,000
PCN Sites	88,000
Total	198,000
To be filled*	12,000

Mobilising the response

Priority focus is vaccination programme

- Speed of the response is critical
- Prioritise those at greatest risk
- Every day that we vaccinate counts

Help and Support

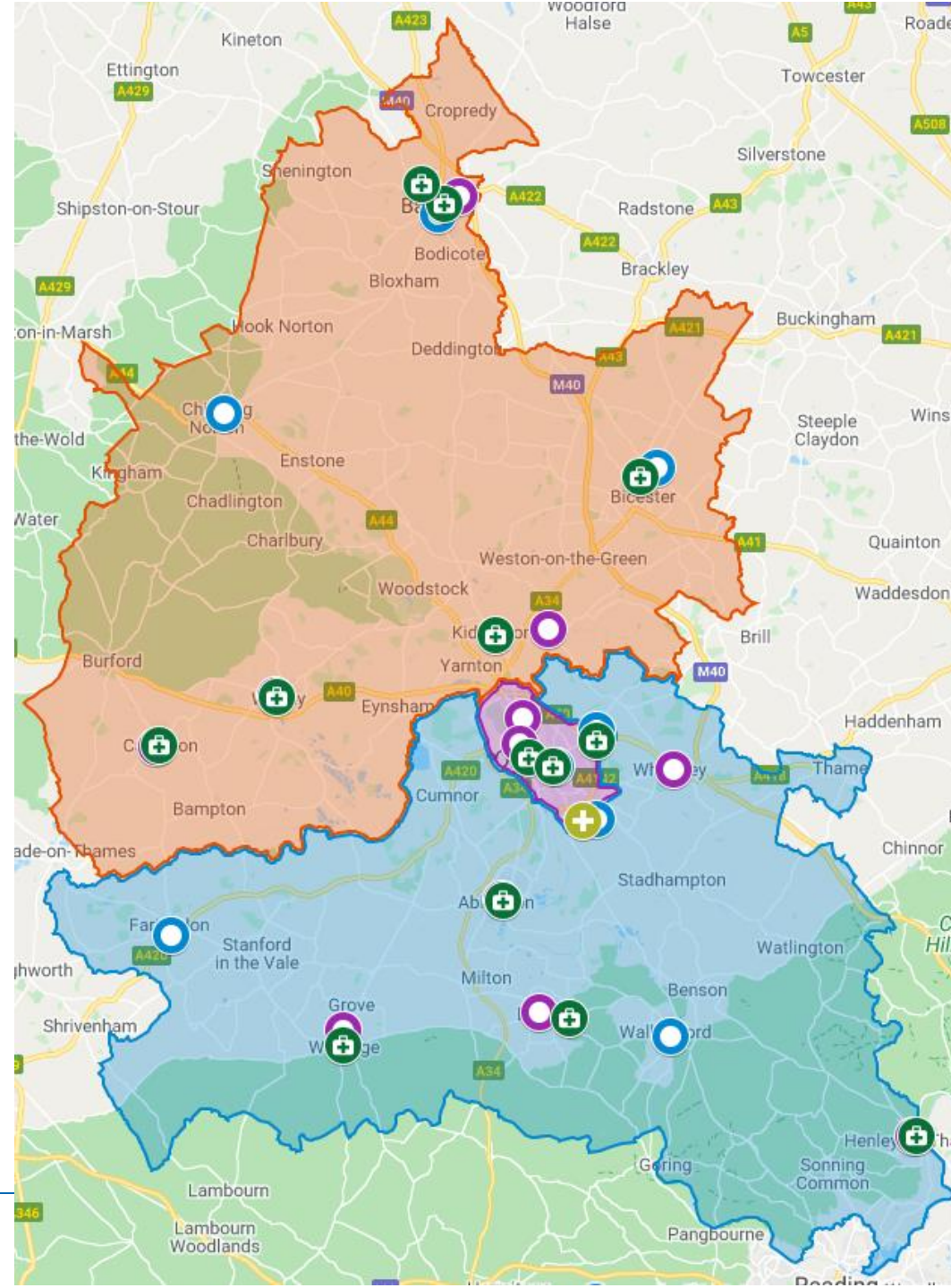
- All systems are now asked to work with system partners, to prioritise delivery
- All NHS and local government organisations need to prepare to redeploy their administrative and clinical staff to support delivery of the vaccination programme between now and the new year
- Good local authority links in place

Primary Care

- All General practice teams asked to clinically prioritise services to free up maximum capacity to support the COVID-19 vaccination programme alongside delivering urgent or emergency care and other critical services such as cancer
- Excellent geographical coverage – all PCNs will participate

Vaccination Sites

- Mass Vaccination Site at the Kassam
- Community Pharmacies
- GP led PCN sites



Covid-19 Vaccinations in numbers Oxfordshire



1,379,626 vaccinations delivered across the county



83.5% take up

in people aged 18 and over and 80.4% are fully vaccinated



68.4% take up

in 16 and 17 year olds



75.2% take up

in 12-15 year olds



96.9% take up

in Clinically Extremely Vulnerable people and 85.5% having had their booster vaccination



70% take up

of booster vaccination for those eligible



All immunosuppressed offered third primary dose

Vaccinations being delivered by GPs and mass vaccination centre



Care Homes and housebound

All care homes have been visited to offer boosters and housebound patients will also be offered booster.



- Getting your booster is more important than ever to help increase your defences against all variants of COVID including Omicron
- We are aiming to offer a booster vaccine to everyone over 18 who is eligible before the New Year
- You can use the National Booking Service to pre-book a booster dose of the vaccine if it's been 2 months (61 days) since your 2nd dose
- More appointments are regularly being released on the National Booking System
- Some GP led local vaccination services will also contact patients directly for them to book appointments
- Please do not contact your GP to book an appointment.
- Please do not attend a vaccination service without an appointment, patients who do not have an appointment will be turned away